


■ Glazed Stoneware Tile

WASABI 和寂

“KIKKOU-KANNYU”
the old Japanese way of pottery glazing is combined with the production process for this special tile.

● 3-15/16" × 3-15/16"



DESIGN PATTERN



WACB-01



WACB-02



WACB-03

COLOR



WA-101



WA-102




WA-103



WA-104



WA-105

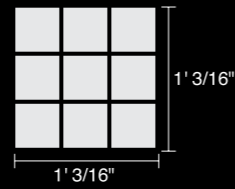


WA-106

PACKAGING

● 3-15/16" × 3-15/16"

1 Sheet : 1.031sq.ft
Thickness : 3/8"
Carton Contents :
12 Sheets(48.5Lbs / 12.372sq.ft)



AVAILABLE TRIMS

All shapes are available in all colors.

